

What are the changes to Moodle?

• 36m ago • 138 Views •

As part of the University's continuous improvement efforts, the [Moodle](#) platform is being upgraded (to version 4.1) following the outage period on December 20 2023. This means Moodle may look different next time you log in.

These changes incorporate student feedback and are designed to enhance your overall learning experience and provide you with more personalised and accessible tools. Echo360 will also have a small branding update and interface changes at the same time.

If you are studying in a teaching period that is during the outage on December 20, 2023, your existing site, site content and any submissions you have made, will be included and brought over in the upgrade.

Here are some key points on the change to the look and feel of Moodle:

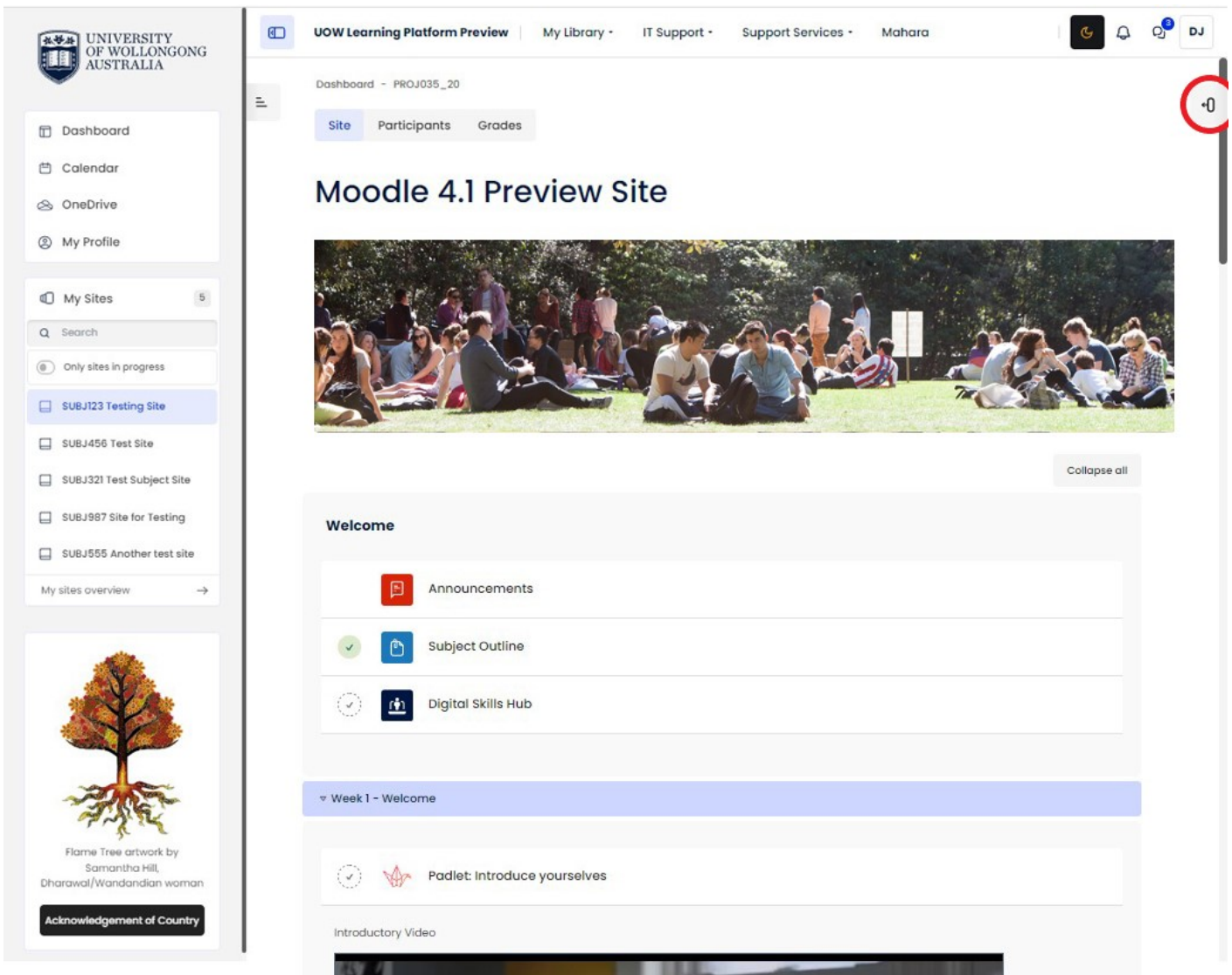
UPDATED LOOK AND FEEL

The changes to the Moodle platform bring further improvements to accessibility with a revised, cleaner, and modern layout. This provides more control to allow you to focus on key information.

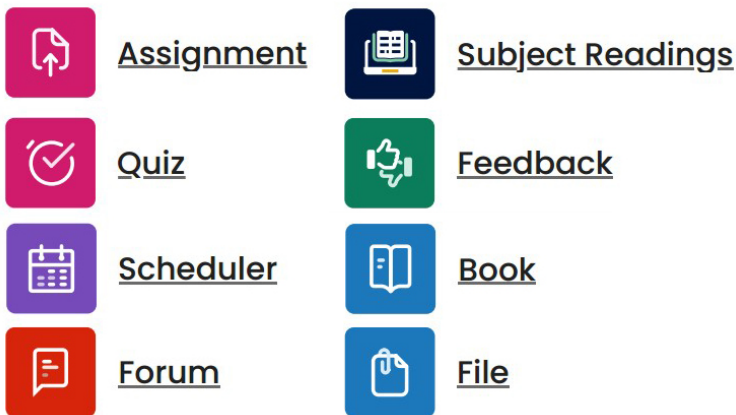
The screenshot displays the Moodle 4.1 Preview Site interface. The top navigation bar includes 'UOW Learning Platform Preview', 'My Library', 'IT Support', 'Support Services', and 'Mahara'. The main content area is titled 'Moodle 4.1 Preview Site' and features a large image of students sitting on a lawn. Below the image is a 'Welcome' section with collapsible blocks for 'Announcements', 'Subject Outline', and 'Digital Skills Hub'. A 'Week 1 - Welcome' section is also visible, containing a 'Padlet: Introduce yourselves' block and an 'Introductory Video' block. On the right side, there is a 'Teaching Staff' sidebar with profiles for Professor Freddy Farnsworth III and Professor Barney Farnsworth III. The left sidebar shows navigation options like 'Dashboard', 'Calendar', 'OneDrive', 'My Profile', and 'My Sites'.

Blocks can now be collapsed out of view as they are now located in a “block drawer”.

You can reopen them by clicking the “Open Block Drawer” button on the top right of the content area.

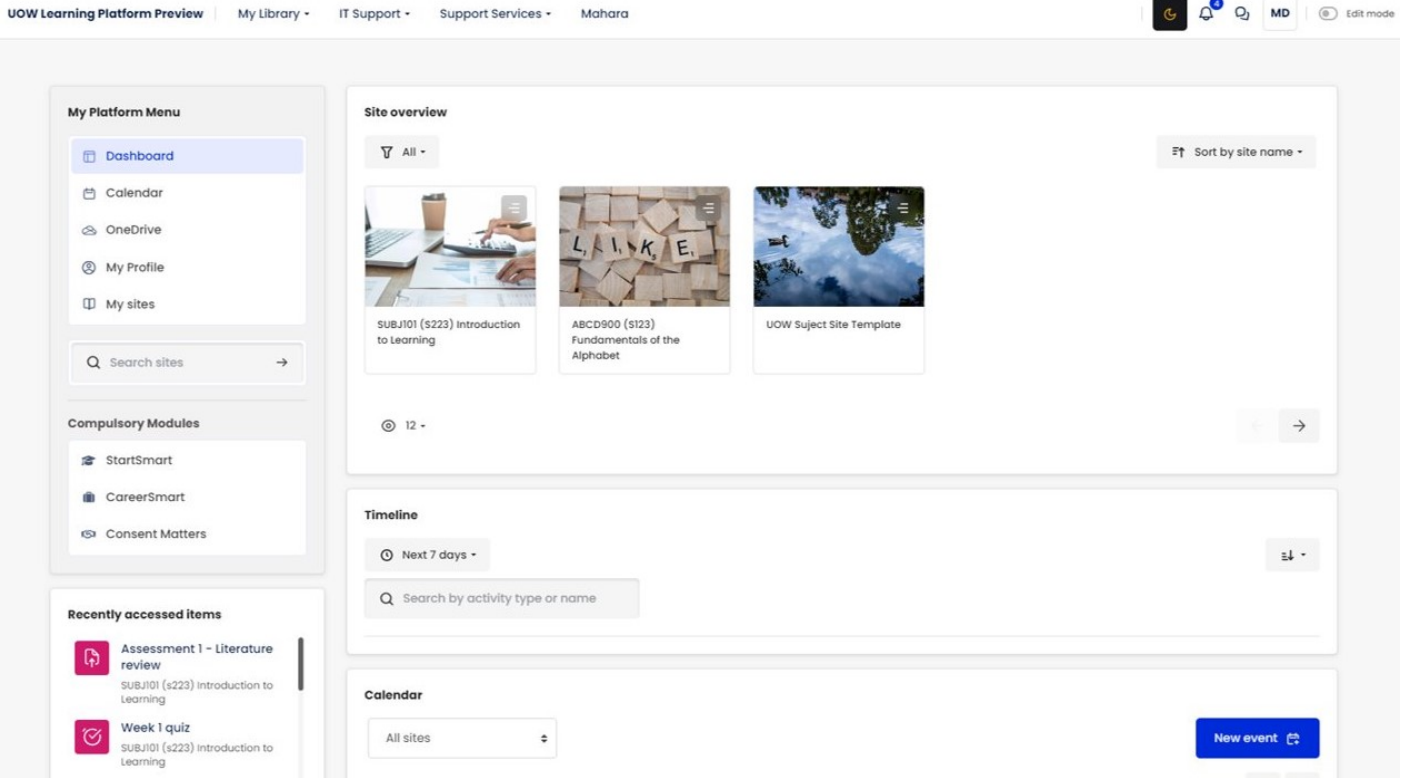


There are also updated activity and resource icons with colours that provide an indication of the activity type (e.g., communication, assessment, collaboration, content, etc.).



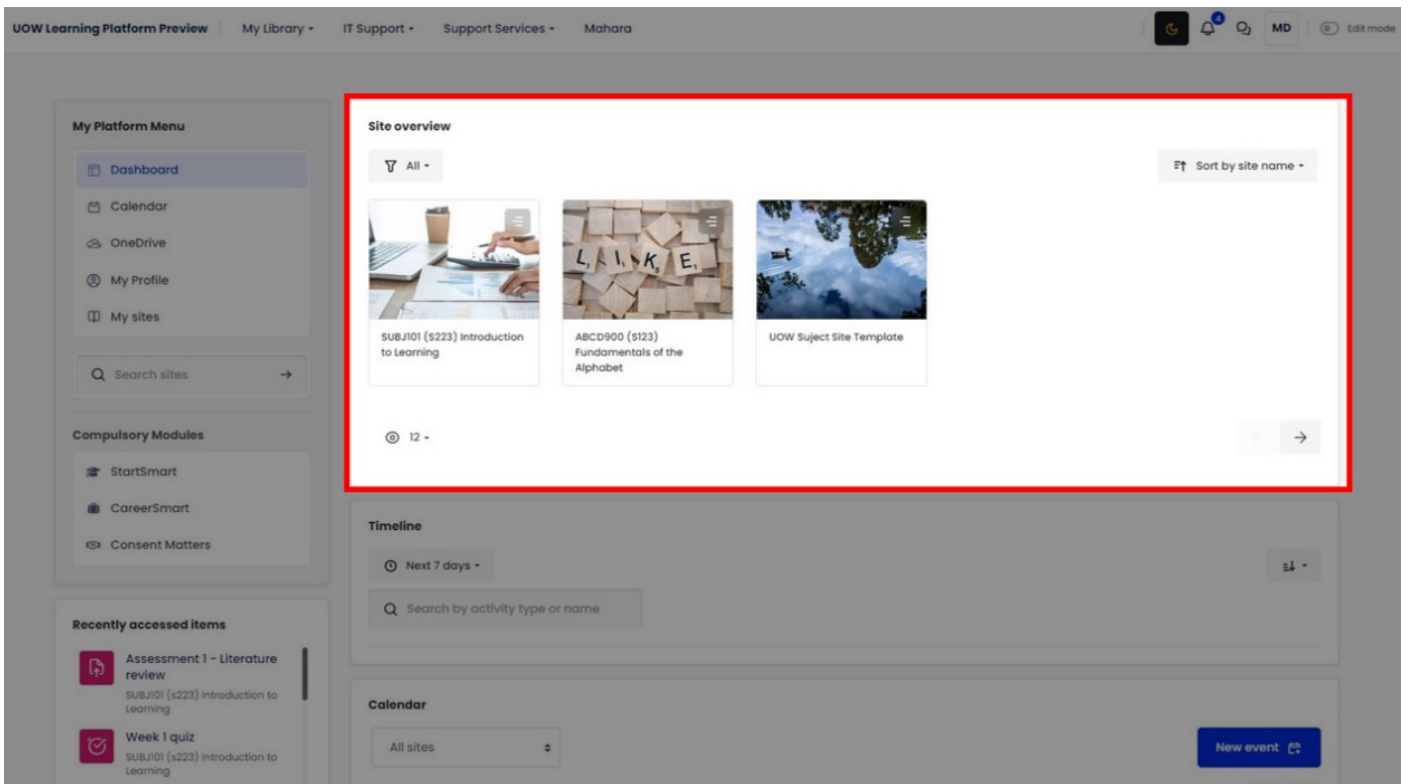
NEW DASHBOARD

The look of the Moodle dashboard will be changing, to allow you to have the power to personalise your dashboard to your individual preferences. The new dashboard is designed to be user-friendly and adaptable, allowing you to arrange and prioritise information in a way that suits your unique needs. See below an example of the new Moodle dashboard.

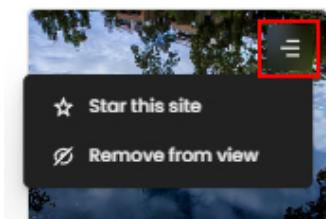


The Dashboard is editable via the “Edit Mode” button on the top right of the screen, so you can choose what you want to see most

By default, your current Subject sites will appear up top here and you can filter the view.



Using the small menu on each site’s tile you can “Star” (favourite) sites, as seen below.



The timeline feature summarises important upcoming tasks with clear call-to-action buttons.

Timeline

Next 30 days -

Search by activity type or name

Friday, 15 December 2023

00:00 **Assignment Test is due**
SUBJxyz Test Site 1
Add submission →

Friday, 22 December 2023

15:58 **Quiz Test 01 closes**
SUBJ123
Attempt quiz now →

IMPROVED CALENDAR SHOWING YOUR MOODLE SUBJECT SITE EVENTS

The revised calendar provides a clear layout for subject site events.

Calendar

All sites

New event

November 2023

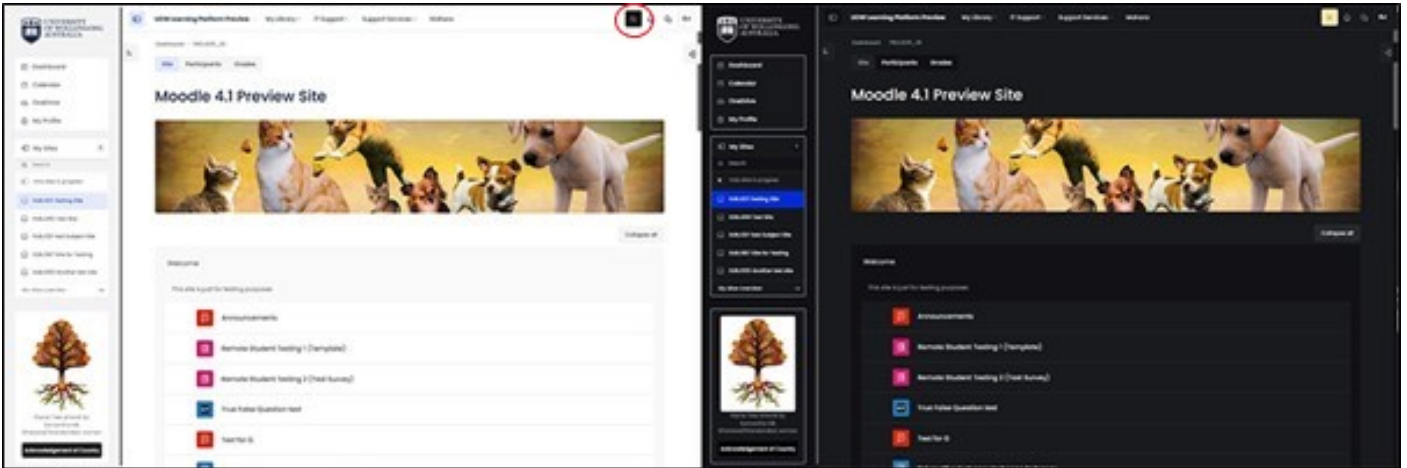
Mon	Tue	Wed	Thu	Fri	Sat	Sun
		1	2	3	4	5
			SUBJ123 Test Site 1 8:39 AM Assignment 1 is due			
6	7	8	9	10	11	12
13	14	15	16	17	18	19
SUBJ345 Test Site 2 12:00 AM Test assignment 1 is due				SUBJ543 Testing site 12:00 AM Test assign is due		
20	21	22	23	24	25	26
SUBJ786 Test Site 1 2:00 PM Test Quiz opens		SUBJ789 Test Site 3:58 PM Quiz Test 01 opens				
27	28	29	30			

Full calendar

Import or export calendars

DARK MODE

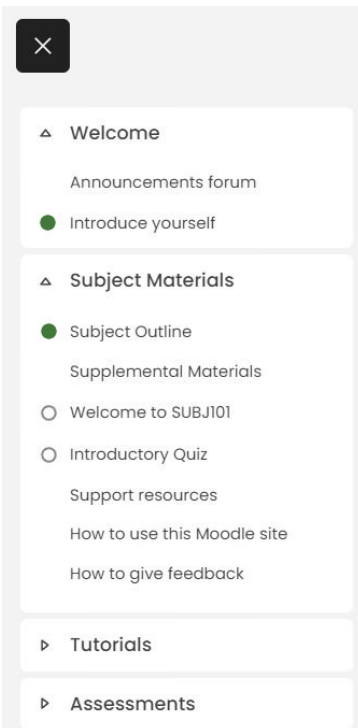
The dark mode feature was a prominent request in the student Platform Review survey and was formally requested by the Student Advisory Council. The dark mode is an easily accessible toggle button, as seen below.



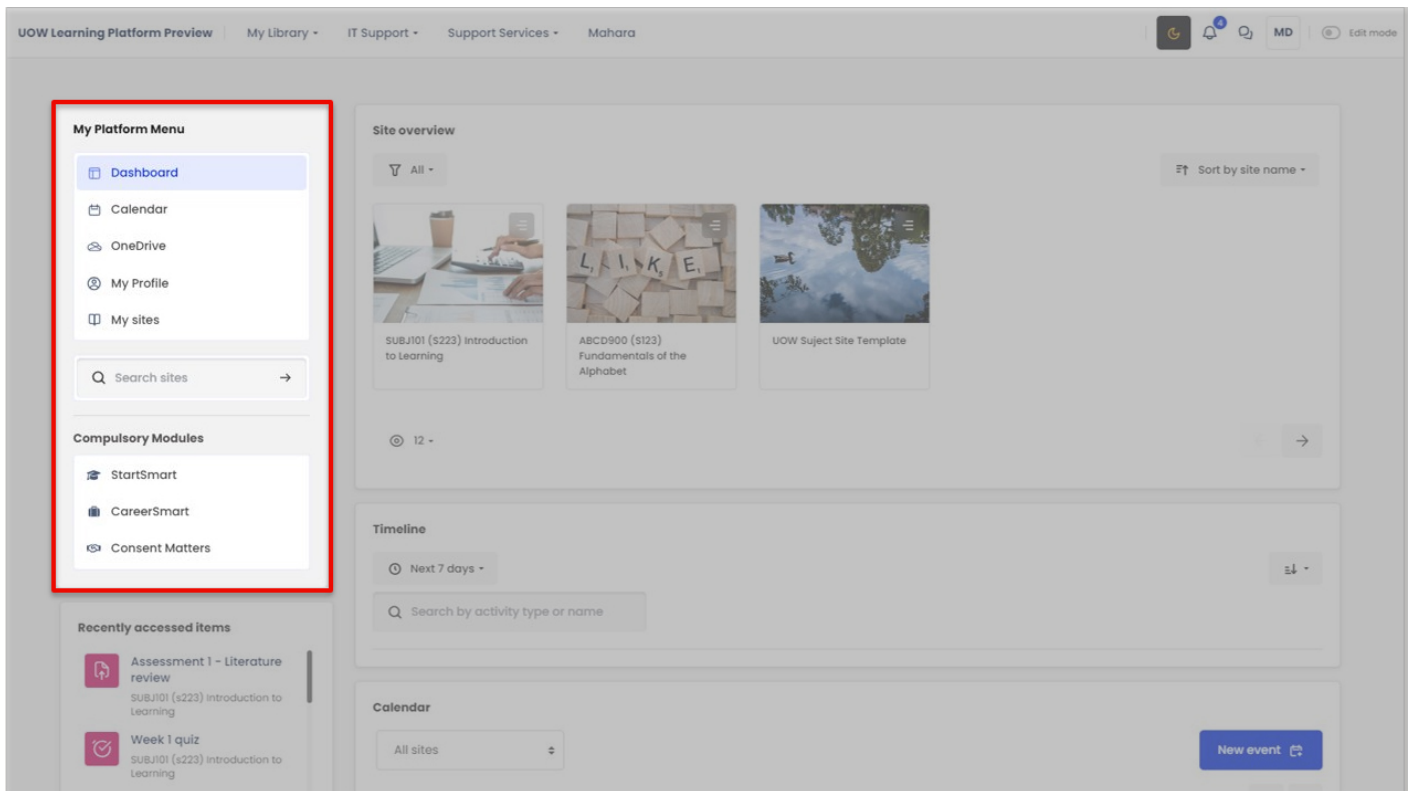
Please note that the dark mode is implemented within our Moodle instance, but some additional tools that integrate into Moodle, such as Echo360 or Padlet, may not have dark mode options or may have dark mode options controlled independently from this Moodle based toggle.

IMPROVED NAVIGATION

Improved site navigation through a toggleable site index that incorporates completion progress and allows you to easily jump to any section of your Moodle subject site.



A toggleable “My Platform Menu” available anywhere that gives you quick access to your Calendar, OneDrive, Moodle Profile and Moodle sites, and other content.



ACTIVITY COMPLETION

The Moodle Student Dashboard, which collated information from across Moodle and visualised it against your peers, has been replaced with more advanced insights via Activity Completion and other tools. Specific features will depend on the settings enabled in each subject. Other tools and features may also be rolled out in 2024 and beyond.

RESPONSIVE DESIGN

The newly redesigned Moodle 4 environment now employs more “responsive” design elements which brings it in line with modern standards for use of online tools on a range of devices of differing screen resolutions. While not all activities will be suitable for use or completion on Mobile devices, the general user experience within Moodle on a mobile device should be markedly improved.

NEED HELP?

These enhancements are aimed at contributing to a more dynamic and tailored learning experience for you.

If you have any questions or experience any issues, please [contact the IT support team](#).