

*flywire*

# Payer Guide

£

€

R

₹

¥

\$

~~₩~~

£

€

R

₹

## Step 1: Access the portal to start a payment

- Visit [uowchk.flywire.com](http://uowchk.flywire.com)
- Choose your payment originating country from the dropdown menu (your bank account or card issuing country)
- Enter the payment amount
- Click Next to continue



Help Log in  English 

### Your payment

The payment will come from

Country or region *	▼
Singapore	

UOW College Hong Kong receives

HK\$	Amount *
	0.00

Amount will be formatted in the destination currency, in this case Hong Kong Dollars. i.e. 10,000.00 for ten thousand HKD.

Next →

## Step 2: Select your payment method



Based on your country selection, Flywire will automatically display your local currency rate with the appropriate payment options, such as local or international bank transfer.


- Traditional bank transfer (also known as a wire) is the most cost-effective method. Please note that to complete the payment you will need to make arrangements with your bank (in person, online, or over the phone) and send your funds to Flywire in your chosen currency.


Flywire will then convert your currency and pay your institution.


If you select your home country, but you don't see your home currency, don't worry — you can always pay in the currency of your institution or select a different currency by clicking the “I want to pay in another currency” link at the bottom of the page. Although the process and benefits will remain the same, your bank will handle the foreign exchange before sending the funds to Flywire.

### Select your preferred payment method

 **Best Price Guaranteed** Subject to terms and conditions 

 Bank Transfer in Singapore Dollar (SGD) (Supports PayNow)  
**S\$894.00** [SELECT](#)

Supports: 

 Unionpay Credit Card in SGD  
**S\$897.00** [SELECT](#)

[I want to pay in another currency](#) ▼

[← PREVIOUS](#)

## Step 3: Enter the payer's information

- Enter the payer's personal details and contact information
- Click Next to continue

### Payer information

**i** Please provide the details of the person whose card/bank account will be used to pay.

(\*) required field

Email \*

First name \*

Middle name

Family name \*

Address 1 \*

Address 2

City \*

State / Province / Region

Zip code / Postal Code

+ 65 ▾

Phone number \*

Receive text notifications on your payment status

I would like to receive emails from Flywire about future discounts, promotions and offers

I have read, understand, and agree to the Flywire [Terms of Use](#) and [Privacy Policy](#)

← PREVIOUS

NEXT →

## Step 4: Enter the student's information

- Enter all details as requested by the institution (Contact number and Email could be skipped if same as payer)
- Click Next to continue

# Information for UOW College Hong Kong

(\*) required field

## Payment Information

Payment Type \*

Tuition Fee

Other Fee

## Student Information

Student ID

Student Full Name \*

Date of Birth \*  
dd/mm/yyyy



Student Email Address \*

Student Payment Number \*

[← Previous](#)

[Next →](#)

## Step 5: Review and Confirm

- Review the payer and student's information for accuracy. Use the "Previous" button if you would like to edit your information
- Click Next to continue

### Review and confirm payment information

Payment information	You will send <b>S\$1,770.00</b>
	UOW College Hong Kong will receive <b>HK\$10,000.00</b>
	Country or region <b>Singapore</b>

Payment method	You selected <b>Unionpay Credit Card in SGD</b>
----------------	----------------------------------------------------

Payer information	First name <b>First</b>	Middle name -
	Family name <b>Famliy</b>	Address 1 <b>Address 123</b>
	Address 2 -	City <b>Beijing</b>
	State / Province / Region -	Zip code / Postal Code -
	Country <b>Singapore</b>	Phone number <b>+65 1399999999</b>
	Email <b>email@gmail.com</b>	

Payment Information	Payment Type <b>Tuition Fee</b>
---------------------	------------------------------------

Student Information	Student ID <b>H00000000</b>	Student Full Name <b>Name</b>
	Date of Birth <b>01/01/2000</b>	Student Payment Number <b>87654321</b>
	Student Email Address <b>student123@uowmail.edu.au</b>	

**i** We will use **email@gmail.com** and **+65 1399999999** as contact details for notifications and any payment-related issues. [Edit details](#)

[← Previous](#)




[Pay →](#)

## Step 6: For bank transfers payments, review your payment instructions and make your payment

- Review and submit your payment to Flywire using the payment instructions provided

You send to Flywire

¥14,826.00 inclusive of our fees \$15,600.00


  

**Flywire is waiting to receive your funds.**

ⓘ You will see the bank transfer payment instructions once this step is completed.





### Next: Upload required documentation

Due to regulations in China, Flywire's payment partner is required to collect **an official tuition bill or invoice** from you to verify your payment. Your uploaded files will be validated by our payment partner in China once you make a payment. If your uploaded files do not meet the criteria, you may be asked to provide new or additional documents or your payment will be returned.

 **Tuition bill or invoice** Required

Most invoices and tuition bills are accessible through student accounts or are sent to your registered email. [View examples](#)

#### Manage your payment




-  [Edit payment details](#)
-  [SMS notifications +86](#)
-  [Change payment method](#)
-  [Cancel payment](#)

## Step 7: For credit card payments: Enter your card details

- Enter your card number, name, expiry date, and security code
- Enter your information within 15 minutes to avoid your session timing out
- Click Make Payment to continue

You send to Flywire Payments receives


**¥6,137.00** inclusive of our fees **RM3,900.00**

**Flywire is waiting to receive your funds.**

### Payment details

+ 86  Your issuer will send a one-time password via SMS. This phone number must be registered to your card.



**PAY**

Add this payment to your Flywire account

**ADD PAYMENT**

Manage your payment




[Edit payment details](#)

[SMS notifications](#)


Status ● **Payment received** Payment ID: 894 ?

You send to Flywire Payments receives

**¥15,023.00** inclusive of our fees **16,000.00**

**Flywire has your funds.**



**We have received your payment**

Add this payment to your Flywire account

**ADD PAYMENT**

Manage your payment

[View payment details](#)

[SMS notifications](#)

[Download temporary receipt](#)



## Track your payment

Payment tracking is available at [flywire.com](https://flywire.com) or through Flywire's mobile app. Log in to check the status of your payment and receive email notifications or opt into SMS text message alerts.

## Need help?

Support Email: [support@flywire.com](mailto:support@flywire.com)

Online Chat: [flywire.com/help](https://flywire.com/help)

### Call :

Australia +61 2 8311 4772

Hong Kong SAR +852 3001 1165

Indonesia +62 21 29223064

Japan +81 5 0180 74338

Malaysia +60 18 008 10611

New Zealand +64 8 004 47163

Singapore +65 3138 6191

Thailand +66 60 003 5979

Vietnam +84 24 4458 1755

US (Toll free) +1 800 346 9252

UK +44 20 39 624 308

Mainland China (Toll free) +86 400 006 7175

Korea (Toll free & domestic only) 070 8028 5301

India (Toll free & domestic only) 000 800 4430 048